



207 Lake Street (Rte. 32)
 Newburgh, NY 12550
 Phone: 800-407-4674
 FAX: 800-361-1973

MANUFACTURER'S TABULATED DATA

MODEL NUMBER:

6SDW-820

HEIGHT:

8'

SERIAL NUMBER:

LENGTH:

20'

MAX. PRESSURE CAPACITY:

1440 PSF

SPECIFICATIONS FOR USE

- ALL EXCAVATIONS AND CONSTRUCTION PROCEDURES SHALL BE IN ACCORDANCE WITH OSHA CFR 29, PART 1926, SUBPART P.
- THE USE OF THE SHORING SYSTEM DESCRIBED SHALL BE ASSEMBLED, INSTALLED AND USED IN ACCORDANCE WITH THE MANUFACTURER'S INSTRUCTIONS AND O.S.H.A. STANDARDS. ANYTHING NOT SPECIFICALLY ADDRESSED WITHIN THE O.S.H.A. STANDARDS IS NOT PERMITTED.
- SOIL SHALL BE CLASSIFIED IN ACCORDANCE WITH OSHA APPENDIX A BY A COMPETENT PERSON OR BY A REGISTERED CIVIL ENGINEER PRIOR TO THE INSTALLATION OF THIS EQUIPMENT.
- THIS TABULATED DATA IS PROVIDED BY THE MANUFACTURER. ITS PURPOSE IS TO ASSIST THE COMPETENT PERSON IN SELECTING THE PROPER SAFETY SHORING EQUIPMENT FOR THE PROJECT. THE COMPETENT PERSON HAS SOLE RESPONSIBILITY FOR JOB SITE SAFETY AND THE PROPER SELECTION OF THE SHORING EQUIPMENT.
- THIS TABULATED DATA IS NOT INTENDED TO BE A SUBSTITUTE FOR THE ON SITE ENGINEERS PLAN. IT IS INTENDED TO BE USED BY THE COMPETENT PERSON TO SUPPLEMENT HIS TRAINING, HIS KNOWLEDGE & EXPERIENCE OF THE JOB CONDITIONS & SOIL TYPES.
- THE CONTRACTOR IS RESPONSIBLE TO INSURE THAT SURCHARGE LOADING DOES NOT EXCEED 72PSF. ANYTHING IN EXCESS OF 72PSF CAN INVALIDATE THE CERTIFIED DEPTHS.
- BOTTOM OF SHIELD MUST NOT BE MORE THAN TWO FEET ABOVE THE TRENCH BOTTOM PER FEDERAL OSHA CFR PART 1926.652(G) (2.) THE COMPETENT PERSON SHALL MAKE THE DETERMINATION FOR COMPLIANCE.
- METHODS USED AND SAFETY PROCEDURES ASSOCIATED WITH THIS EXCAVATION, INSTALLATION & REMOVAL OF THE SHORING SYSTEM, OR DEWATERING ARE THE SOLE RESPONSIBILITY OF THE CONTRACTOR.
- MANUFACTURER CERTIFICATION IS NOT VALID IF THE SHIELD IS MODIFIED IN ANY MANNER BY ATTACHING, WELDING OR RESTING ANY OTHER SHIELDS OR PLATE TO EXTEND THE SPECIFIC HEIGHT, LENGTH, OR CLEARANCE OUTLINED ABOVE. NEVER LEAN OR ALLOW SHEATHING ON PLATES OR SPREADERS TO CLOSE OFF ENDS OF EXCAVATION, WITHOUT WRITTEN APPROVAL FROM OUR LICENSED PROFESSIONAL ENGINEER. NO MODIFICATIONS OR ALTERATIONS ARE ALLOWED UNLESS APPROVED BY AMERICAN SHORING, INC. IN WRITING.
- GROUND WATER LEVEL MUST BE LOCATED OR DRAWN DOWN TO BELOW THE BOTTOM OF THIS EXCAVATION; OTHERWISE SOIL MUST MINIMUMLY BE CLASSIFIED AS TYPE C-80.
- FILL ALL VOIDS BETWEEN TRENCH WALL AND SHIELD.
- SPREADER PINS SHALL BE AISI C-1018 60-75 KSI MIN. YIELD AND NO MORE THAN 1/2" SMALLER THAN COLLAR AND SPREADER PIN HOLES AS MANUFACTURED BY AMERICAN SHORING, INC. ANY USE OF THE SHIELD WITHOUT PROPER PINS WILL VOID THIS TABULATED DATA AS WELL AS THE WARRANTY, AND COULD CAUSE INJURY OR DEATH.
- USE OF ANY SPREADERS OR PINS NOT PROVIDED BY AMERICAN SHORING WILL VOID THE TABULATED DATA AND WARRANTY.
- SHIELDS ARE DESIGNED TO BE PUSHED TO GRADE, IF NECESSARY, ANY ABUSE OF THIS PRODUCT BY THE EXCAVATOR CAUSING MAJOR STRUCTURAL DAMAGE WILL VOID THIS TABULATED DATA AND WARRANTY.
- THE CONDITION OF THE SHIELD, SPREADERS AND SPREADER PINS MUST BE CHECKED AND INSPECTED BY THE COMPETENT PERSON BEFORE EACH USE. THIS CERTIFICATION IS INVALID IF ANY VISABLE WEAR OR DAMAGE IS OBSERVED. NO REPAIRS SHOULD BE MADE TO THE SHIELD THAT HAVE NOT BEEN PREVIOUSLY DOCUMENTED AND CERTIFIED BY A REGISTERED PROFESSIONAL ENGINEER AND APPROVED BY AMERICAN SHORING.

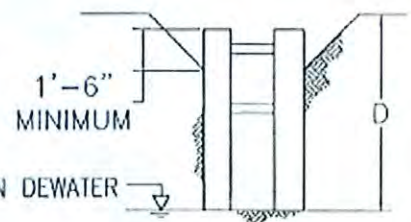
MAXIMUM ALLOWABLE TRENCH SHIELD DEPTH "D" PER SOIL TYPES:

TYPE B	32'
TYPE C-60	24'
TYPE C-80	19'

THE SOIL TYPE SHALL BE CLASSIFIED BY A COMPETENT PERSON PER FEDERAL OSHA CONSTRUCTION SAFETY ORDERS, CFR 29 APPENDIX A.

DEPTH RATINGS ACCOUNT FOR 72 PSF MINIMUM OSHA SURCHARGE.

SLOPE ACCORDING TO OSHA REGULATION 1926.652 (B)(2)



CERTIFIED BY:





207 Lake Street (Rte. 32)
 Newburgh, NY 12550
 Phone: 800-407-4674
 FAX: 800-361-1973

MANUFACTURER'S TABULATED DATA

MODEL NUMBER:	MLES-24	HEIGHT:	2'
SERIAL NUMBER:	N/A	LENGTH:	4'
MAX. PRESSURE CAPACITY:	2040 PSF		

SPECIFICATIONS FOR USE

- ALL EXCAVATIONS AND CONSTRUCTION PROCEDURES SHALL BE IN ACCORDANCE WITH OSHA CFR 29, PART 1926, SUBPART P.
- THE USE OF THE SHORING SYSTEM DESCRIBED SHALL BE ASSEMBLED, INSTALLED AND USED IN ACCORDANCE WITH THE MANUFACTURER'S INSTRUCTIONS AND O.S.H.A. STANDARDS. ANYTHING NOT SPECIFICALLY ADDRESSED WITHIN THE O.S.H.A. STANDARDS IS NOT PERMITTED.
- SOIL SHALL BE CLASSIFIED IN ACCORDANCE WITH OSHA APPENDIX A BY A COMPETENT PERSON OR BY A REGISTERED CIVIL ENGINEER PRIOR TO THE INSTALLATION OF THIS EQUIPMENT.
- THIS TABULATED DATA IS PROVIDED BY THE MANUFACTURER. ITS PURPOSE IS TO ASSIST THE COMPETENT PERSON IN SELECTING THE PROPER SAFETY SHORING EQUIPMENT FOR THE PROJECT. THE COMPETENT PERSON HAS SOLE RESPONSIBILITY FOR JOB SITE SAFETY AND THE PROPER SELECTION OF THE SHORING EQUIPMENT.
- THIS TABULATED DATA IS NOT INTENDED TO BE A SUBSTITUTE FOR THE ON SITE ENGINEERS PLAN. IT IS INTENDED TO BE USED BY THE COMPETENT PERSON TO SUPPLEMENT HIS TRAINING, HIS KNOWLEDGE & EXPERIENCE OF THE JOB CONDITIONS & SOIL TYPES.
- THE CONTRACTOR IS RESPONSIBLE TO INSURE THAT SURCHARGE LOADING DOES NOT EXCEED 72PSF. ANYTHING IN EXCESS OF 72PSF CAN INVALIDATE THE CERTIFIED DEPTHS.
- BOTTOM OF SHIELD MUST NOT BE MORE THAN TWO FEET ABOVE THE TRENCH BOTTOM PER FEDERAL OSHA CFR PART 1926.652(G) (2.) THE COMPETENT PERSON SHALL MAKE THE DETERMINATION FOR COMPLIANCE.
- METHODS USED AND SAFETY PROCEDURES ASSOCIATED WITH THIS EXCAVATION, INSTALLATION & REMOVAL OF THE SHORING SYSTEM, OR DEWATERING ARE THE SOLE RESPONSIBILITY OF THE CONTRACTOR.
- MANUFACTURER CERTIFICATION IS NOT VALID IF THE SHIELD IS MODIFIED IN ANY MANNER BY ATTACHING, WELDING OR RESTING ANY OTHER SHIELDS OR PLATE TO EXTEND THE SPECIFIC HEIGHT, LENGTH, OR CLEARANCE OUTLINED ABOVE. NEVER LEAN OR ALLOW SHEATHING ON PLATES OR SPREADERS TO CLOSE OFF ENDS OF EXCAVATION, WITHOUT WRITTEN APPROVAL FROM OUR LICENSED PROFESSIONAL ENGINEER. NO MODIFICATIONS OR ALTERATIONS ARE ALLOWED UNLESS APPROVED BY AMERICAN SHORING, INC. IN WRITING.
- GROUND WATER LEVEL MUST BE LOCATED OR DRAWN DOWN TO BELOW THE BOTTOM OF THIS EXCAVATION; OTHERWISE SOIL MUST MINIMUMLY BE CLASSIFIED AS TYPE C-80.
- FILL ALL VOIDS BETWEEN TRENCH WALL AND SHIELD.
- SPREADER PINS SHALL BE AISI C-1018 60-75 KSI MIN. YIELD AND NO MORE THAN 1/8" SMALLER THAN COLLAR AND SPREADER PIN HOLES AS MANUFACTURED BY AMERICAN SHORING, INC. ANY USE OF THE SHIELD WITHOUT PROPER PINS WILL VOID THIS TABULATED DATA AS WELL AS THE WARRANTY, AND COULD CAUSE INJURY OR DEATH.
- USE OF ANY SPREADERS OR PINS NOT PROVIDED BY AMERICAN SHORING WILL VOID THE TABULATED DATA AND WARRANTY.
- SHIELDS ARE DESIGNED TO BE PUSHED TO GRADE, IF NECESSARY, ANY ABUSE OF THIS PRODUCT BY THE EXCAVATOR CAUSING MAJOR STRUCTURAL DAMAGE WILL VOID THIS TABULATED DATA AND WARRANTY.
- THE CONDITION OF THE SHIELD, SPREADERS AND SPREADER PINS MUST BE CHECKED AND INSPECTED BY THE COMPETENT PERSON BEFORE EACH USE. THIS CERTIFICATION IS INVALID IF ANY VISABLE WEAR OR DAMAGE IS OBSERVED. NO REPAIRS SHOULD BE MADE TO THE SHIELD THAT HAVE NOT BEEN PREVIOUSLY DOCUMENTED AND CERTIFIED BY A REGISTERED PROFESSIONAL ENGINEER AND APPROVED BY AMERICAN SHORING.

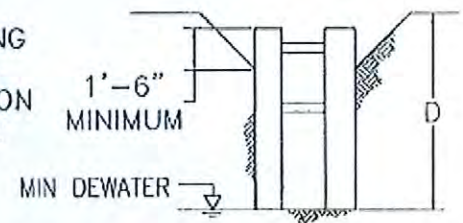
MAXIMUM ALLOWABLE TRENCH SHIELD DEPTH "D" PER SOIL TYPES:

TYPE B	57'
TYPE C-60	34'
TYPE C-80	26'

THE SOIL TYPE SHALL BE CLASSIFIED BY A COMPETENT PERSON PER FEDERAL OSHA CONSTRUCTION SAFETY ORDERS, CFR 29 APPENDIX A.

DEPTH RATINGS ACCOUNT FOR 72 PSF MINIMUM OSHA SURCHARGE.

SLOPE ACCORDING TO OSHA REGULATION 1926.652 (B)(2)



CERTIFIED BY:





207 Lake Street (Rte. 32)
 Newburgh, NY 12550
 Phone: 800-407-4674
 FAX: 800-361-1973

MANUFACTURER'S TABULATED DATA

MODEL NUMBER:	MLES-26	HEIGHT:	2'
SERIAL NUMBER:	N/A	LENGTH:	6'
MAX. PRESSURE CAPACITY:	1920 PSF		

SPECIFICATIONS FOR USE

- ALL EXCAVATIONS AND CONSTRUCTION PROCEDURES SHALL BE IN ACCORDANCE WITH OSHA CFR 29, PART 1926, SUBPART P.
- THE USE OF THE SHORING SYSTEM DESCRIBED SHALL BE ASSEMBLED, INSTALLED AND USED IN ACCORDANCE WITH THE MANUFACTURER'S INSTRUCTIONS AND O.S.H.A. STANDARDS. ANYTHING NOT SPECIFICALLY ADDRESSED WITHIN THE O.S.H.A. STANDARDS IS NOT PERMITTED.
- SOIL SHALL BE CLASSIFIED IN ACCORDANCE WITH OSHA APPENDIX A BY A COMPETENT PERSON OR BY A REGISTERED CIVIL ENGINEER PRIOR TO THE INSTALLATION OF THIS EQUIPMENT.
- THIS TABULATED DATA IS PROVIDED BY THE MANUFACTURER. ITS PURPOSE IS TO ASSIST THE COMPETENT PERSON IN SELECTING THE PROPER SAFETY SHORING EQUIPMENT FOR THE PROJECT. THE COMPETENT PERSON HAS SOLE RESPONSIBILITY FOR JOB SITE SAFETY AND THE PROPER SELECTION OF THE SHORING EQUIPMENT.
- THIS TABULATED DATA IS NOT INTENDED TO BE A SUBSTITUTE FOR THE ON SITE ENGINEERS PLAN. IT IS INTENDED TO BE USED BY THE COMPETENT PERSON TO SUPPLEMENT HIS TRAINING, HIS KNOWLEDGE & EXPERIENCE OF THE JOB CONDITIONS & SOIL TYPES.
- THE CONTRACTOR IS RESPONSIBLE TO INSURE THAT SURCHARGE LOADING DOES NOT EXCEED 72PSF. ANYTHING IN EXCESS OF 72PSF CAN INVALIDATE THE CERTIFIED DEPTHS.
- BOTTOM OF SHIELD MUST NOT BE MORE THAN TWO FEET ABOVE THE TRENCH BOTTOM PER FEDERAL OSHA CFR PART 1926.652(G) (2.) THE COMPETENT PERSON SHALL MAKE THE DETERMINATION FOR COMPLIANCE.
- METHODS USED AND SAFETY PROCEDURES ASSOCIATED WITH THIS EXCAVATION, INSTALLATION & REMOVAL OF THE SHORING SYSTEM, OR DEWATERING ARE THE SOLE RESPONSIBILITY OF THE CONTRACTOR.
- MANUFACTURER CERTIFICATION IS NOT VALID IF THE SHIELD IS MODIFIED IN ANY MANNER BY ATTACHING, WELDING OR RESTING ANY OTHER SHIELDS OR PLATE TO EXTEND THE SPECIFIC HEIGHT, LENGTH, OR CLEARANCE OUTLINED ABOVE. NEVER LEAN OR ALLOW SHEATHING ON PLATES OR SPREADERS TO CLOSE OFF ENDS OF EXCAVATION, WITHOUT WRITTEN APPROVAL FROM OUR LICENSED PROFESSIONAL ENGINEER. NO MODIFICATIONS OR ALTERATIONS ARE ALLOWED UNLESS APPROVED BY AMERICAN SHORING, INC. IN WRITING.
- GROUND WATER LEVEL MUST BE LOCATED OR DRAWN DOWN TO BELOW THE BOTTOM OF THIS EXCAVATION; OTHERWISE SOIL MUST MINIMUMLY BE CLASSIFIED AS TYPE C-80.
- FILL ALL VOIDS BETWEEN TRENCH WALL AND SHIELD.
- SPREADER PINS SHALL BE AISI C-1018 60-75 KSI MIN. YIELD AND NO MORE THAN 1/4" SMALLER THAN COLLAR AND SPREADER PIN HOLES AS MANUFACTURED BY AMERICAN SHORING, INC. ANY USE OF THE SHIELD WITHOUT PROPER PINS WILL VOID THIS TABULATED DATA AS WELL AS THE WARRANTY, AND COULD CAUSE INJURY OR DEATH.
- USE OF ANY SPREADERS OR PINS NOT PROVIDED BY AMERICAN SHORING WILL VOID THE TABULATED DATA AND WARRANTY.
- SHIELDS ARE DESIGNED TO BE PUSHED TO GRADE, IF NECESSARY, ANY ABUSE OF THIS PRODUCT BY THE EXCAVATOR CAUSING MAJOR STRUCTURAL DAMAGE WILL VOID THIS TABULATED DATA AND WARRANTY.
- THE CONDITION OF THE SHIELD, SPREADERS AND SPREADER PINS MUST BE CHECKED AND INSPECTED BY THE COMPETENT PERSON BEFORE EACH USE. THIS CERTIFICATION IS INVALID IF ANY VISABLE WEAR OR DAMAGE IS OBSERVED. NO REPAIRS SHOULD BE MADE TO THE SHIELD THAT HAVE NOT BEEN PREVIOUSLY DOCUMENTED AND CERTIFIED BY A REGISTERED PROFESSIONAL ENGINEER AND APPROVED BY AMERICAN SHORING.

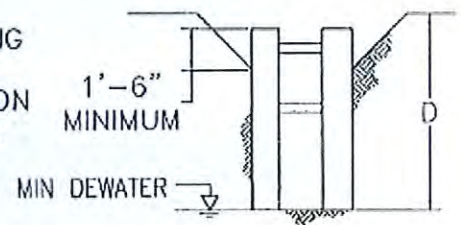
MAXIMUM ALLOWABLE TRENCH SHIELD DEPTH "D" PER SOIL TYPES:

TYPE B	53'
TYPE C-60	32'
TYPE C-80	24'

THE SOIL TYPE SHALL BE CLASSIFIED BY A COMPETENT PERSON PER FEDERAL OSHA CONSTRUCTION SAFETY ORDERS, CFR 29 APPENDIX A.

DEPTH RATINGS ACCOUNT FOR 72 PSF MINIMUM OSHA SURCHARGE.

SLOPE ACCORDING TO OSHA REGULATION 1926.652 (B)(2)



CERTIFIED BY:





207 Lake Street (Rte. 32)
 Newburgh, NY 12550
 Phone: 800-407-4674
 FAX: 800-361-1973

MANUFACTURER'S TABULATED DATA

MODEL NUMBER: 8SDW-1024H HEIGHT: 10'

SERIAL NUMBER: ASI-1908136 LENGTH: 24'

MAX. PRESSURE CAPACITY: 1847 PSF (10' Long 8" Sch 100 Spreaders)

SPECIFICATIONS FOR USE

- ALL EXCAVATIONS AND CONSTRUCTION PROCEDURES SHALL BE IN ACCORDANCE WITH OSHA CFR 29, PART 1926, SUBPART P.
- THE USE OF THE SHORING SYSTEM DESCRIBED SHALL BE ASSEMBLED, INSTALLED AND USED IN ACCORDANCE WITH THE MANUFACTURER'S INSTRUCTIONS AND O.S.H.A. STANDARDS. ANYTHING NOT SPECIFICALLY ADDRESSED WITHIN THE O.S.H.A. STANDARDS IS NOT PERMITTED.
- SOIL SHALL BE CLASSIFIED IN ACCORDANCE WITH OSHA APPENDIX A BY A COMPETENT PERSON OR BY A REGISTERED CIVIL ENGINEER PRIOR TO THE INSTALLATION OF THIS EQUIPMENT.
- THIS TABULATED DATA IS PROVIDED BY THE MANUFACTURER. ITS PURPOSE IS TO ASSIST THE COMPETENT PERSON IN SELECTING THE PROPER SAFETY SHORING EQUIPMENT FOR THE PROJECT. THE COMPETENT PERSON HAS SOLE RESPONSIBILITY FOR JOB SITE SAFETY AND THE PROPER SELECTION OF THE SHORING EQUIPMENT.
- THIS TABULATED DATA IS NOT INTENDED TO BE A SUBSTITUTE FOR THE ON SITE ENGINEERS PLAN. IT IS INTENDED TO BE USED BY THE COMPETENT PERSON TO SUPPLEMENT HIS TRAINING, HIS KNOWLEDGE & EXPERIENCE OF THE JOB CONDITIONS & SOIL TYPES.
- THE CONTRACTOR IS RESPONSIBLE TO INSURE THAT SURCHARGE LOADING DOES NOT EXCEED 72PSF. ANYTHING IN EXCESS OF 72PSF CAN INVALIDATE THE CERTIFIED DEPTHS.
- BOTTOM OF SHIELD MUST NOT BE MORE THAN TWO FEET ABOVE THE TRENCH BOTTOM PER FEDERAL OSHA CFR PART 1926.652(G) (2.) THE COMPETENT PERSON SHALL MAKE THE DETERMINATION FOR COMPLIANCE.
- METHODS USED AND SAFETY PROCEDURES ASSOCIATED WITH THIS EXCAVATION, INSTALLATION & REMOVAL OF THE SHORING SYSTEM, OR DEWATERING ARE THE SOLE RESPONSIBILITY OF THE CONTRACTOR.
- MANUFACTURER CERTIFICATION IS NOT VALID IF THE SHIELD IS MODIFIED IN ANY MANNER BY ATTACHING, WELDING OR RESTING ANY OTHER SHIELDS OR PLATE TO EXTEND THE SPECIFIC HEIGHT, LENGTH, OR CLEARANCE OUTLINED ABOVE. NEVER LEAN OR ALLOW SHEATHING ON PLATES OR SPREADERS TO CLOSE OFF ENDS OF EXCAVATION, WITHOUT WRITTEN APPROVAL FROM OUR LICENSED PROFESSIONAL ENGINEER. NO MODIFICATIONS OR ALTERATIONS ARE ALLOWED UNLESS APPROVED BY AMERICAN SHORING, INC. IN WRITING.
- GROUND WATER LEVEL MUST BE LOCATED OR DRAWN DOWN TO BELOW THE BOTTOM OF THIS EXCAVATION; OTHERWISE SOIL MUST MINIMUMLY BE CLASSIFIED AS TYPE C-80.
- FILL ALL VOIDS BETWEEN TRENCH WALL AND SHIELD.
- SPREADER PINS SHALL BE AISI C-1018 60-75 KSI MIN. YIELD AND NO MORE THAN 1/4" SMALLER THAN COLLAR AND SPREADER PIN HOLES AS MANUFACTURED BY AMERICAN SHORING, INC. ANY USE OF THE SHIELD WITHOUT PROPER PINS WILL VOID THIS TABULATED DATA AS WELL AS THE WARRANTY, AND COULD CAUSE INJURY OR DEATH.
- USE OF ANY SPREADERS OR PINS NOT PROVIDED BY AMERICAN SHORING WILL VOID THE TABULATED DATA AND WARRANTY.
- SHIELDS ARE DESIGNED TO BE PUSHED TO GRADE, IF NECESSARY, ANY ABUSE OF THIS PRODUCT BY THE EXCAVATOR CAUSING MAJOR STRUCTURAL DAMAGE WILL VOID THIS TABULATED DATA AND WARRANTY.
- THE CONDITION OF THE SHIELD, SPREADERS AND SPREADER PINS MUST BE CHECKED AND INSPECTED BY THE COMPETENT PERSON BEFORE EACH USE. THIS CERTIFICATION IS INVALID IF ANY VISABLE WEAR OR DAMAGE IS OBSERVED. NO REPAIRS SHOULD BE MADE TO THE SHIELD THAT HAVE NOT BEEN PREVIOUSLY DOCUMENTED AND CERTIFIED BY A REGISTERED PROFESSIONAL ENGINEER AND APPROVED BY AMERICAN SHORING.

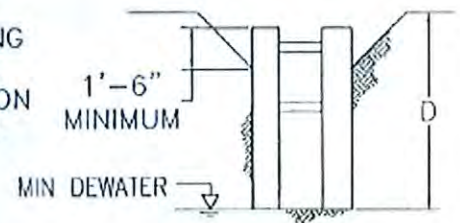
MAXIMUM ALLOWABLE TRENCH SHIELD DEPTH "D" PER SOIL TYPES:

TYPE B	39'
TYPE C-60	30'
TYPE C-80	22'

THE SOIL TYPE SHALL BE CLASSIFIED BY A COMPETENT PERSON PER FEDERAL OSHA CONSTRUCTION SAFETY ORDERS, CFR 29 APPENDIX A.

DEPTH RATINGS ACCOUNT FOR 72 PSF MINIMUM OSHA SURCHARGE.

SLOPE ACCORDING TO OSHA REGULATION 1926.652 (B)(2)



CERTIFIED BY





207 Lake Street (Rte. 32)
 Newburgh, NY 12550
 Phone: 800-407-4674
 FAX: 800-361-1973

MANUFACTURER'S TABULATED DATA

MODEL NUMBER:	6SDW-820	HEIGHT:	8'
SERIAL NUMBER:	ASI-1908137	LENGTH:	20'
MAX. PRESSURE CAPACITY:	1440 PSF		

SPECIFICATIONS FOR USE

- ALL EXCAVATIONS AND CONSTRUCTION PROCEDURES SHALL BE IN ACCORDANCE WITH OSHA CFR 29, PART '1926, SUBPART P.
- THE USE OF THE SHORING SYSTEM DESCRIBED SHALL BE ASSEMBLED, INSTALLED AND USED IN ACCORDANCE WITH THE MANUFACTURER'S INSTRUCTIONS AND O.S.H.A. STANDARDS. ANYTHING NOT SPECIFICALLY ADDRESSED WITHIN THE O.S.H.A. STANDARDS IS NOT PERMITTED.
- SOIL SHALL BE CLASSIFIED IN ACCORDANCE WITH OSHA APPENDIX A BY A COMPETENT PERSON OR BY A REGISTERED CIVIL ENGINEER PRIOR TO THE INSTALLATION OF THIS EQUIPMENT.
- THIS TABULATED DATA IS PROVIDED BY THE MANUFACTURER. ITS PURPOSE IS TO ASSIST THE COMPETENT PERSON IN SELECTING THE PROPER SAFETY SHORING EQUIPMENT FOR THE PROJECT. THE COMPETENT PERSON HAS SOLE RESPONSIBILITY FOR JOB SITE SAFETY AND THE PROPER SELECTION OF THE SHORING EQUIPMENT.
- THIS TABULATED DATA IS NOT INTENDED TO BE A SUBSTITUTE FOR THE ON SITE ENGINEERS PLAN. IT IS INTENDED TO BE USED BY THE COMPETENT PERSON TO SUPPLEMENT HIS TRAINING, HIS KNOWLEDGE & EXPERIENCE OF THE JOB CONDITIONS & SOIL TYPES.
- THE CONTRACTOR IS RESPONSIBLE TO INSURE THAT SURCHARGE LOADING DOES NOT EXCEED 72PSF. ANYTHING IN EXCESS OF 72PSF CAN INVALIDATE THE CERTIFIED DEPTHS.
- BOTTOM OF SHIELD MUST NOT BE MORE THAN TWO FEET ABOVE THE TRENCH BOTTOM PER FEDERAL OSHA CFR PART 1926.652(G) (2.) THE COMPETENT PERSON SHALL MAKE THE DETERMINATION FOR COMPLIANCE.
- METHODS USED AND SAFETY PROCEDURES ASSOCIATED WITH THIS EXCAVATION, INSTALLATION & REMOVAL OF THE SHORING SYSTEM, OR DEWATERING ARE THE SOLE RESPONSIBILITY OF THE CONTRACTOR.
- MANUFACTURER CERTIFICATION IS NOT VALID IF THE SHIELD IS MODIFIED IN ANY MANNER BY ATTACHING, WELDING OR RESTING ANY OTHER SHIELDS OR PLATE TO EXTEND THE SPECIFIC HEIGHT, LENGTH, OR CLEARANCE OUTLINED ABOVE. NEVER LEAN OR ALLOW SHEATHING ON PLATES OR SPREADERS TO CLOSE OFF ENDS OF EXCAVATION, WITHOUT WRITTEN APPROVAL FROM OUR LICENSED PROFESSIONAL ENGINEER. NO MODIFICATIONS OR ALTERATIONS ARE ALLOWED UNLESS APPROVED BY AMERICAN SHORING, INC. IN WRITING.
- GROUND WATER LEVEL MUST BE LOCATED OR DRAWN DOWN TO BELOW THE BOTTOM OF THIS EXCAVATION; OTHERWISE SOIL MUST MINIMUMLY BE CLASSIFIED AS TYPE C-80.
- FILL ALL VOIDS BETWEEN TRENCH WALL AND SHIELD.
- SPREADER PINS SHALL BE AISI C-1018 60-75 KSI MIN. YIELD AND NO MORE THAN 1/4" SMALLER THAN COLLAR AND SPREADER PIN HOLES AS MANUFACTURED BY AMERICAN SHORING, INC. ANY USE OF THE SHIELD WITHOUT PROPER PINS WILL VOID THIS TABULATED DATA AS WELL AS THE WARRANTY, AND COULD CAUSE INJURY OR DEATH.
- USE OF ANY SPREADERS OR PINS NOT PROVIDED BY AMERICAN SHORING WILL VOID THE TABULATED DATA AND WARRANTY.
- SHIELDS ARE DESIGNED TO BE PUSHED TO GRADE, IF NECESSARY, ANY ABUSE OF THIS PRODUCT BY THE EXCAVATOR CAUSING MAJOR STRUCTURAL DAMAGE WILL VOID THIS TABULATED DATA AND WARRANTY.
- THE CONDITION OF THE SHIELD, SPREADERS AND SPREADER PINS MUST BE CHECKED AND INSPECTED BY THE COMPETENT PERSON BEFORE EACH USE. THIS CERTIFICATION IS INVALID IF ANY VISABLE WEAR OR DAMAGE IS OBSERVED. NO REPAIRS SHOULD BE MADE TO THE SHIELD THAT HAVE NOT BEEN PREVIOUSLY DOCUMENTED AND CERTIFIED BY A REGISTERED PROFESSIONAL ENGINEER AND APPROVED BY AMERICAN SHORING.

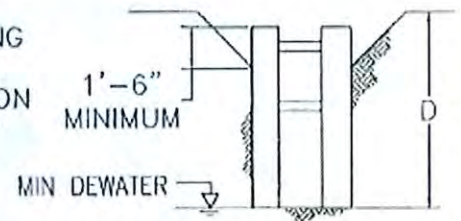
MAXIMUM ALLOWABLE TRENCH SHIELD DEPTH "D" PER SOIL TYPES:

TYPE B	32'
TYPE C-60	24'
TYPE C-80	19'

THE SOIL TYPE SHALL BE CLASSIFIED BY A COMPETENT PERSON PER FEDERAL OSHA CONSTRUCTION SAFETY ORDERS, CFR 29 APPENDIX A.

DEPTH RATINGS ACCOUNT FOR 72 PSF MINIMUM OSHA SURCHARGE.

SLOPE ACCORDING TO OSHA REGULATION 1926.652 (B)(2)



CERTIFIED BY:





207 Lake Street (Rte. 32)
 Newburgh, NY 12550
 Phone: 800-407-4674
 FAX: 800-361-1973

MANUFACTURER'S TABULATED DATA

MODEL NUMBER:	4SDW-420	HEIGHT:	4'
SERIAL NUMBER:	ASI-150448	LENGTH:	20'
MAX. PRESSURE CAPACITY:	1080 PSF		

SPECIFICATIONS FOR USE

- ALL EXCAVATIONS AND CONSTRUCTION PROCEDURES SHALL BE IN ACCORDANCE WITH OSHA CFR 29, PART 1926, SUBPART P.
- THE USE OF THE SHORING SYSTEM DESCRIBED SHALL BE ASSEMBLED, INSTALLED AND USED IN ACCORDANCE WITH THE MANUFACTURER'S INSTRUCTIONS AND O.S.H.A. STANDARDS. ANYTHING NOT SPECIFICALLY ADDRESSED WITHIN THE O.S.H.A. STANDARDS IS NOT PERMITTED.
- SOIL SHALL BE CLASSIFIED IN ACCORDANCE WITH OSHA APPENDIX A BY A COMPETENT PERSON OR BY A REGISTERED CIVIL ENGINEER PRIOR TO THE INSTALLATION OF THIS EQUIPMENT.
- THIS TABULATED DATA IS PROVIDED BY THE MANUFACTURER. ITS PURPOSE IS TO ASSIST THE COMPETENT PERSON IN SELECTING THE PROPER SAFETY SHORING EQUIPMENT FOR THE PROJECT. THE COMPETENT PERSON HAS SOLE RESPONSIBILITY FOR JOB SITE SAFETY AND THE PROPER SELECTION OF THE SHORING EQUIPMENT.
- THIS TABULATED DATA IS NOT INTENDED TO BE A SUBSTITUTE FOR THE ON SITE ENGINEERS PLAN. IT IS INTENDED TO BE USED BY THE COMPETENT PERSON TO SUPPLEMENT HIS TRAINING, HIS KNOWLEDGE & EXPERIENCE OF THE JOB CONDITIONS & SOIL TYPES.
- THE CONTRACTOR IS RESPONSIBLE TO INSURE THAT SURCHARGE LOADING DOES NOT EXCEED 72PSF. ANYTHING IN EXCESS OF 72PSF CAN INVALIDATE THE CERTIFIED DEPTHS.
- BOTTOM OF SHIELD MUST NOT BE MORE THAN TWO FEET ABOVE THE TRENCH BOTTOM PER FEDERAL OSHA CFR PART 1926.652(G) (2.) THE COMPETENT PERSON SHALL MAKE THE DETERMINATION FOR COMPLIANCE.
- METHODS USED AND SAFETY PROCEDURES ASSOCIATED WITH THIS EXCAVATION, INSTALLATION & REMOVAL OF THE SHORING SYSTEM, OR DEWATERING ARE THE SOLE RESPONSIBILITY OF THE CONTRACTOR.
- MANUFACTURER CERTIFICATION IS NOT VALID IF THE SHIELD IS MODIFIED IN ANY MANNER BY ATTACHING, WELDING OR RESTING ANY OTHER SHIELDS OR PLATE TO EXTEND THE SPECIFIC HEIGHT, LENGTH, OR CLEARANCE OUTLINED ABOVE. NEVER LEAN OR ALLOW SHEATHING ON PLATES OR SPREADERS TO CLOSE OFF ENDS OF EXCAVATION, WITHOUT WRITTEN APPROVAL FROM OUR LICENSED PROFESSIONAL ENGINEER. NO MODIFICATIONS OR ALTERATIONS ARE ALLOWED UNLESS APPROVED BY AMERICAN SHORING, INC. IN WRITING.
- GROUND WATER LEVEL MUST BE LOCATED OR DRAWN DOWN TO BELOW THE BOTTOM OF THIS EXCAVATION; OTHERWISE SOIL MUST MINIMUMLY BE CLASSIFIED AS TYPE C-80.
- FILL ALL VOIDS BETWEEN TRENCH WALL AND SHIELD.
- SPREADER PINS SHALL BE AISI C-1018 60-75 KSI MIN. YIELD AND NO MORE THAN 1/4" SMALLER THAN COLLAR AND SPREADER PIN HOLES AS MANUFACTURED BY AMERICAN SHORING, INC. ANY USE OF THE SHIELD WITHOUT PROPER PINS WILL VOID THIS TABULATED DATA AS WELL AS THE WARRANTY, AND COULD CAUSE INJURY OR DEATH.
- USE OF ANY SPREADERS OR PINS NOT PROVIDED BY AMERICAN SHORING WILL VOID THE TABULATED DATA AND WARRANTY.
- SHIELDS ARE DESIGNED TO BE PUSHED TO GRADE, IF NECESSARY, ANY ABUSE OF THIS PRODUCT BY THE EXCAVATOR CAUSING MAJOR STRUCTURAL DAMAGE WILL VOID THIS TABULATED DATA AND WARRANTY.
- THE CONDITION OF THE SHIELD, SPREADERS AND SPREADER PINS MUST BE CHECKED AND INSPECTED BY THE COMPETENT PERSON BEFORE EACH USE. THIS CERTIFICATION IS INVALID IF ANY VISABLE WEAR OR DAMAGE IS OBSERVED. NO REPAIRS SHOULD BE MADE TO THE SHIELD THAT HAVE NOT BEEN PREVIOUSLY DOCUMENTED AND CERTIFIED BY A REGISTERED PROFESSIONAL ENGINEER AND APPROVED BY AMERICAN SHORING.

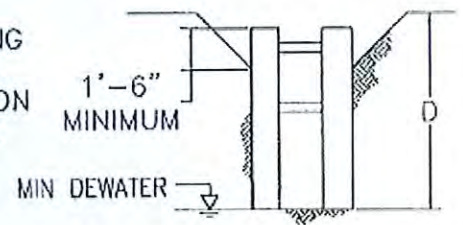
MAXIMUM ALLOWABLE TRENCH SHIELD DEPTH "D" PER SOIL TYPES:

TYPE B	23'
TYPE C-60	18'
TYPE C-80	15'

THE SOIL TYPE SHALL BE CLASSIFIED BY A COMPETENT PERSON PER FEDERAL OSHA CONSTRUCTION SAFETY ORDERS, CFR 29 APPENDIX A.

DEPTH RATINGS ACCOUNT FOR 72 PSF MINIMUM OSHA SURCHARGE.

SLOPE ACCORDING TO OSHA REGULATION 1926.652 (B)(2)



CERTIFIED BY:



Michael S. Tuculescu

Michael S. Tuculescu, PE



207 Lake Street (Rte. 32)
 Newburgh, NY 12550
 Phone: 800-407-4674
 FAX: 800-361-1973

MANUFACTURER'S TABULATED DATA

MODEL NUMBER:	6DWE-812	HEIGHT:	8'
SERIAL NUMBER:	ASI-1908138	LENGTH:	12'
MAX. PRESSURE CAPACITY:	2038 PSF		

SPECIFICATIONS FOR USE

- ALL EXCAVATIONS AND CONSTRUCTION PROCEDURES SHALL BE IN ACCORDANCE WITH OSHA CFR 29, PART 1926, SUBPART P.
- THE USE OF THE SHORING SYSTEM DESCRIBED SHALL BE ASSEMBLED, INSTALLED AND USED IN ACCORDANCE WITH THE MANUFACTURER'S INSTRUCTIONS AND O.S.H.A. STANDARDS. ANYTHING NOT SPECIFICALLY ADDRESSED WITHIN THE O.S.H.A. STANDARDS IS NOT PERMITTED.
- SOIL SHALL BE CLASSIFIED IN ACCORDANCE WITH OSHA APPENDIX A BY A COMPETENT PERSON OR BY A REGISTERED CIVIL ENGINEER PRIOR TO THE INSTALLATION OF THIS EQUIPMENT.
- THIS TABULATED DATA IS PROVIDED BY THE MANUFACTURER. ITS PURPOSE IS TO ASSIST THE COMPETENT PERSON IN SELECTING THE PROPER SAFETY SHORING EQUIPMENT FOR THE PROJECT. THE COMPETENT PERSON HAS SOLE RESPONSIBILITY FOR JOB SITE SAFETY AND THE PROPER SELECTION OF THE SHORING EQUIPMENT.
- THIS TABULATED DATA IS NOT INTENDED TO BE A SUBSTITUTE FOR THE ON SITE ENGINEERS PLAN. IT IS INTENDED TO BE USED BY THE COMPETENT PERSON TO SUPPLEMENT HIS TRAINING, HIS KNOWLEDGE & EXPERIENCE OF THE JOB CONDITIONS & SOIL TYPES.
- THE CONTRACTOR IS RESPONSIBLE TO INSURE THAT SURCHARGE LOADING DOES NOT EXCEED 72PSF. ANYTHING IN EXCESS OF 72PSF CAN INVALIDATE THE CERTIFIED DEPTHS.
- BOTTOM OF SHIELD MUST NOT BE MORE THAN TWO FEET ABOVE THE TRENCH BOTTOM PER FEDERAL OSHA CFR PART 1926.652(G) (2.) THE COMPETENT PERSON SHALL MAKE THE DETERMINATION FOR COMPLIANCE.
- METHODS USED AND SAFETY PROCEDURES ASSOCIATED WITH THIS EXCAVATION, INSTALLATION & REMOVAL OF THE SHORING SYSTEM, OR DEWATERING ARE THE SOLE RESPONSIBILITY OF THE CONTRACTOR.
- MANUFACTURER CERTIFICATION IS NOT VALID IF THE SHIELD IS MODIFIED IN ANY MANNER BY ATTACHING, WELDING OR RESTING ANY OTHER SHIELDS OR PLATE TO EXTEND THE SPECIFIC HEIGHT, LENGTH, OR CLEARANCE OUTLINED ABOVE. NEVER LEAN OR ALLOW SHEATHING ON PLATES OR SPREADERS TO CLOSE OFF ENDS OF EXCAVATION, WITHOUT WRITTEN APPROVAL FROM OUR LICENSED PROFESSIONAL ENGINEER. NO MODIFICATIONS OR ALTERATIONS ARE ALLOWED UNLESS APPROVED BY AMERICAN SHORING, INC. IN WRITING.
- GROUND WATER LEVEL MUST BE LOCATED OR DRAWN DOWN TO BELOW THE BOTTOM OF THIS EXCAVATION; OTHERWISE SOIL MUST MINIMUMLY BE CLASSIFIED AS TYPE C-80.
- FILL ALL VOIDS BETWEEN TRENCH WALL AND SHIELD.
- SPREADER PINS SHALL BE AISI C-1018 60-75 KSI MIN. YIELD AND NO MORE THAN 1/4" SMALLER THAN COLLAR AND SPREADER PIN HOLES AS MANUFACTURED BY AMERICAN SHORING, INC. ANY USE OF THE SHIELD WITHOUT PROPER PINS WILL VOID THIS TABULATED DATA AS WELL AS THE WARRANTY, AND COULD CAUSE INJURY OR DEATH.
- USE OF ANY SPREADERS OR PINS NOT PROVIDED BY AMERICAN SHORING WILL VOID THE TABULATED DATA AND WARRANTY.
- SHIELDS ARE DESIGNED TO BE PUSHED TO GRADE, IF NECESSARY, ANY ABUSE OF THIS PRODUCT BY THE EXCAVATOR CAUSING MAJOR STRUCTURAL DAMAGE WILL VOID THIS TABULATED DATA AND WARRANTY.
- THE CONDITION OF THE SHIELD, SPREADERS AND SPREADER PINS MUST BE CHECKED AND INSPECTED BY THE COMPETENT PERSON BEFORE EACH USE. THIS CERTIFICATION IS INVALID IF ANY VISABLE WEAR OR DAMAGE IS OBSERVED. NO REPAIRS SHOULD BE MADE TO THE SHIELD THAT HAVE NOT BEEN PREVIOUSLY DOCUMENTED AND CERTIFIED BY A REGISTERED PROFESSIONAL ENGINEER AND APPROVED BY AMERICAN SHORING.

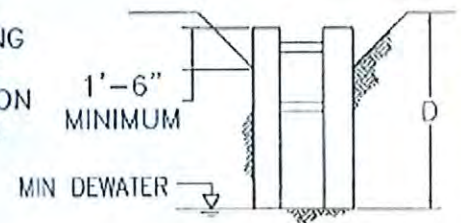
MAXIMUM ALLOWABLE TRENCH SHIELD DEPTH "D" PER SOIL TYPES:

TYPE B	43'
TYPE C-60	32'
TYPE C-80	24'

THE SOIL TYPE SHALL BE CLASSIFIED BY A COMPETENT PERSON PER FEDERAL OSHA CONSTRUCTION SAFETY ORDERS, CFR 29 APPENDIX A.

DEPTH RATINGS ACCOUNT FOR 72 PSF MINIMUM OSHA SURCHARGE.

SLOPE ACCORDING TO OSHA REGULATION 1926.652 (B)(2)



CERTIFIED BY:





207 Lake Street (Rte. 32)
 Newburgh, NY 12550
 Phone: 800-407-4674
 FAX: 800-361-1973

MANUFACTURER'S TABULATED DATA

MODEL NUMBER:	MLSB-66	HEIGHT:	6'
SERIAL NUMBER:	ASI-199150	LENGTH:	6'
MAX. PRESSURE CAPACITY:	1740 PSF		

SPECIFICATIONS FOR USE

- ALL EXCAVATIONS AND CONSTRUCTION PROCEDURES SHALL BE IN ACCORDANCE WITH OSHA CFR 29, PART '1926, SUBPART P.
- THE USE OF THE SHORING SYSTEM DESCRIBED SHALL BE ASSEMBLED, INSTALLED AND USED IN ACCORDANCE WITH THE MANUFACTURER'S INSTRUCTIONS AND O.S.H.A. STANDARDS. ANYTHING NOT SPECIFICALLY ADDRESSED WITHIN THE O.S.H.A. STANDARDS IS NOT PERMITTED.
- SOIL SHALL BE CLASSIFIED IN ACCORDANCE WITH OSHA APPENDIX A BY A COMPETENT PERSON OR BY A REGISTERED CIVIL ENGINEER PRIOR TO THE INSTALLATION OF THIS EQUIPMENT.
- THIS TABULATED DATA IS PROVIDED BY THE MANUFACTURER. ITS PURPOSE IS TO ASSIST THE COMPETENT PERSON IN SELECTING THE PROPER SAFETY SHORING EQUIPMENT FOR THE PROJECT. THE COMPETENT PERSON HAS SOLE RESPONSIBILITY FOR JOB SITE SAFETY AND THE PROPER SELECTION OF THE SHORING EQUIPMENT.
- THIS TABULATED DATA IS NOT INTENDED TO BE A SUBSTITUTE FOR THE ON SITE ENGINEERS PLAN. IT IS INTENDED TO BE USED BY THE COMPETENT PERSON TO SUPPLEMENT HIS TRAINING, HIS KNOWLEDGE & EXPERIENCE OF THE JOB CONDITIONS & SOIL TYPES.
- THE CONTRACTOR IS RESPONSIBLE TO INSURE THAT SURCHARGE LOADING DOES NOT EXCEED 72PSF. ANYTHING IN EXCESS OF 72PSF CAN INVALIDATE THE CERTIFIED DEPTHS.
- BOTTOM OF SHIELD MUST NOT BE MORE THAN TWO FEET ABOVE THE TRENCH BOTTOM PER FEDERAL OSHA CFR PART 1926.652(G) (2.) THE COMPETENT PERSON SHALL MAKE THE DETERMINATION FOR COMPLIANCE.
- METHODS USED AND SAFETY PROCEDURES ASSOCIATED WITH THIS EXCAVATION, INSTALLATION & REMOVAL OF THE SHORING SYSTEM, OR DEWATERING ARE THE SOLE RESPONSIBILITY OF THE CONTRACTOR.
- MANUFACTURER CERTIFICATION IS NOT VALID IF THE SHIELD IS MODIFIED IN ANY MANNER BY ATTACHING, WELDING OR RESTING ANY OTHER SHIELDS OR PLATE TO EXTEND THE SPECIFIC HEIGHT, LENGTH, OR CLEARANCE OUTLINED ABOVE. NEVER LEAN OR ALLOW SHEATHING ON PLATES OR SPREADERS TO CLOSE OFF ENDS OF EXCAVATION, WITHOUT WRITTEN APPROVAL FROM OUR LICENSED PROFESSIONAL ENGINEER. NO MODIFICATIONS OR ALTERATIONS ARE ALLOWED UNLESS APPROVED BY AMERICAN SHORING, INC. IN WRITING.
- GROUND WATER LEVEL MUST BE LOCATED OR DRAWN DOWN TO BELOW THE BOTTOM OF THIS EXCAVATION; OTHERWISE SOIL MUST MINIMUMLY BE CLASSIFIED AS TYPE C-80.
- FILL ALL VOIDS BETWEEN TRENCH WALL AND SHIELD.
- SPREADER PINS SHALL BE AISI C-1018 60-75 KSI MIN. YIELD AND NO MORE THAN 1/8" SMALLER THAN COLLAR AND SPREADER PIN HOLES AS MANUFACTURED BY AMERICAN SHORING, INC. ANY USE OF THE SHIELD WITHOUT PROPER PINS WILL VOID THIS TABULATED DATA AS WELL AS THE WARRANTY, AND COULD CAUSE INJURY OR DEATH.
- USE OF ANY SPREADERS OR PINS NOT PROVIDED BY AMERICAN SHORING WILL VOID THE TABULATED DATA AND WARRANTY.
- SHIELDS ARE DESIGNED TO BE PUSHED TO GRADE, IF NECESSARY, ANY ABUSE OF THIS PRODUCT BY THE EXCAVATOR CAUSING MAJOR STRUCTURAL DAMAGE WILL VOID THIS TABULATED DATA AND WARRANTY.
- THE CONDITION OF THE SHIELD, SPREADERS AND SPREADER PINS MUST BE CHECKED AND INSPECTED BY THE COMPETENT PERSON BEFORE EACH USE. THIS CERTIFICATION IS INVALID IF ANY VISABLE WEAR OR DAMAGE IS OBSERVED. NO REPAIRS SHOULD BE MADE TO THE SHIELD THAT HAVE NOT BEEN PREVIOUSLY DOCUMENTED AND CERTIFIED BY A REGISTERED PROFESSIONAL ENGINEER AND APPROVED BY AMERICAN SHORING.

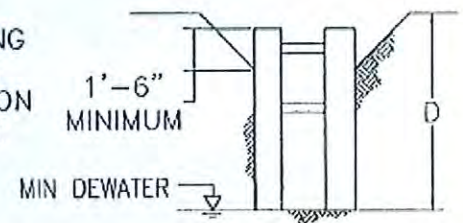
MAXIMUM ALLOWABLE TRENCH SHIELD DEPTH "D" PER SOIL TYPES:

TYPE B	38'
TYPE C-60	29'
TYPE C-80	21'

THE SOIL TYPE SHALL BE CLASSIFIED BY A COMPETENT PERSON PER FEDERAL OSHA CONSTRUCTION SAFETY ORDERS, CFR 29 APPENDIX A.

DEPTH RATINGS ACCOUNT FOR 72 PSF MINIMUM OSHA SURCHARGE.

SLOPE ACCORDING TO OSHA REGULATION 1926.652 (B)(2)



CERTIFIED BY:



Michael S. Tuculescu, PE



207 Lake Street (Rte. 32)
 Newburgh, NY 12550
 Phone: 800-407-4674
 FAX: 800-361-1973

MANUFACTURER'S TABULATED DATA

MODEL NUMBER:	MLSB-610	HEIGHT:	6'
SERIAL NUMBER:	ASI-1909151	LENGTH:	10'
MAX. PRESSURE CAPACITY:	720 PSF		

SPECIFICATIONS FOR USE

- ALL EXCAVATIONS AND CONSTRUCTION PROCEDURES SHALL BE IN ACCORDANCE WITH OSHA CFR 29, PART 1926, SUBPART P.
- THE USE OF THE SHORING SYSTEM DESCRIBED SHALL BE ASSEMBLED, INSTALLED AND USED IN ACCORDANCE WITH THE MANUFACTURER'S INSTRUCTIONS AND O.S.H.A. STANDARDS. ANYTHING NOT SPECIFICALLY ADDRESSED WITHIN THE O.S.H.A. STANDARDS IS NOT PERMITTED.
- SOIL SHALL BE CLASSIFIED IN ACCORDANCE WITH OSHA APPENDIX A BY A COMPETENT PERSON OR BY A REGISTERED CIVIL ENGINEER PRIOR TO THE INSTALLATION OF THIS EQUIPMENT.
- THIS TABULATED DATA IS PROVIDED BY THE MANUFACTURER. ITS PURPOSE IS TO ASSIST THE COMPETENT PERSON IN SELECTING THE PROPER SAFETY SHORING EQUIPMENT FOR THE PROJECT. THE COMPETENT PERSON HAS SOLE RESPONSIBILITY FOR JOB SITE SAFETY AND THE PROPER SELECTION OF THE SHORING EQUIPMENT.
- THIS TABULATED DATA IS NOT INTENDED TO BE A SUBSTITUTE FOR THE ON SITE ENGINEERS PLAN. IT IS INTENDED TO BE USED BY THE COMPETENT PERSON TO SUPPLEMENT HIS TRAINING, HIS KNOWLEDGE & EXPERIENCE OF THE JOB CONDITIONS & SOIL TYPES.
- THE CONTRACTOR IS RESPONSIBLE TO INSURE THAT SURCHARGE LOADING DOES NOT EXCEED 72PSF. ANYTHING IN EXCESS OF 72PSF CAN INVALIDATE THE CERTIFIED DEPTHS.
- BOTTOM OF SHIELD MUST NOT BE MORE THAN TWO FEET ABOVE THE TRENCH BOTTOM PER FEDERAL OSHA CFR PART 1926.652(G) (2.) THE COMPETENT PERSON SHALL MAKE THE DETERMINATION FOR COMPLIANCE.
- METHODS USED AND SAFETY PROCEDURES ASSOCIATED WITH THIS EXCAVATION, INSTALLATION & REMOVAL OF THE SHORING SYSTEM, OR DEWATERING ARE THE SOLE RESPONSIBILITY OF THE CONTRACTOR.
- MANUFACTURER CERTIFICATION IS NOT VALID IF THE SHIELD IS MODIFIED IN ANY MANNER BY ATTACHING, WELDING OR RESTING ANY OTHER SHIELDS OR PLATE TO EXTEND THE SPECIFIC HEIGHT, LENGTH, OR CLEARANCE OUTLINED ABOVE. NEVER LEAN OR ALLOW SHEATHING ON PLATES OR SPREADERS TO CLOSE OFF ENDS OF EXCAVATION, WITHOUT WRITTEN APPROVAL FROM OUR LICENSED PROFESSIONAL ENGINEER. NO MODIFICATIONS OR ALTERATIONS ARE ALLOWED UNLESS APPROVED BY AMERICAN SHORING, INC. IN WRITING.
- GROUND WATER LEVEL MUST BE LOCATED OR DRAWN DOWN TO BELOW THE BOTTOM OF THIS EXCAVATION; OTHERWISE SOIL MUST MINIMUMLY BE CLASSIFIED AS TYPE C-80.
- FILL ALL VOIDS BETWEEN TRENCH WALL AND SHIELD.
- SPREADER PINS SHALL BE AISI C-1018 60-75 KSI MIN. YIELD AND NO MORE THAN 1/4" SMALLER THAN COLLAR AND SPREADER PIN HOLES AS MANUFACTURED BY AMERICAN SHORING, INC. ANY USE OF THE SHIELD WITHOUT PROPER PINS WILL VOID THIS TABULATED DATA AS WELL AS THE WARRANTY, AND COULD CAUSE INJURY OR DEATH.
- USE OF ANY SPREADERS OR PINS NOT PROVIDED BY AMERICAN SHORING WILL VOID THE TABULATED DATA AND WARRANTY.
- SHIELDS ARE DESIGNED TO BE PUSHED TO GRADE, IF NECESSARY, ANY ABUSE OF THIS PRODUCT BY THE EXCAVATOR CAUSING MAJOR STRUCTURAL DAMAGE WILL VOID THIS TABULATED DATA AND WARRANTY.
- THE CONDITION OF THE SHIELD, SPREADERS AND SPREADER PINS MUST BE CHECKED AND INSPECTED BY THE COMPETENT PERSON BEFORE EACH USE. THIS CERTIFICATION IS INVALID IF ANY VISABLE WEAR OR DAMAGE IS OBSERVED. NO REPAIRS SHOULD BE MADE TO THE SHIELD THAT HAVE NOT BEEN PREVIOUSLY DOCUMENTED AND CERTIFIED BY A REGISTERED PROFESSIONAL ENGINEER AND APPROVED BY AMERICAN SHORING.

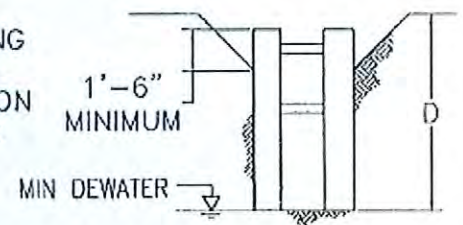
MAXIMUM ALLOWABLE TRENCH SHIELD DEPTH "D" PER SOIL TYPES:

TYPE B	14'
TYPE C-60	12'
TYPE C-80	8'

THE SOIL TYPE SHALL BE CLASSIFIED BY A COMPETENT PERSON PER FEDERAL OSHA CONSTRUCTION SAFETY ORDERS, CFR 29 APPENDIX A.

DEPTH RATINGS ACCOUNT FOR 72 PSF MINIMUM OSHA SURCHARGE.

SLOPE ACCORDING TO OSHA REGULATION 1926.652 (B)(2)



CERTIFIED BY:



Michael S. Tuculescu, PE